


# Kanji Translation and Designs: Powerful Chinese Characters for Tattoos

In the realm of body art, the ancient art of Kanji translation has captured the hearts and minds of tattoo enthusiasts. Kanji, the written characters of Chinese origin used in Japanese and other languages, hold a profound depth of meaning and symbolism, making them a captivating choice for tattoos that transcend mere aesthetics.



## Kanji Translation and Designs, Powerful Chinese characters for Tattoos by Paul Wells

★★★★☆ 4.2 out of 5

Language : English

File size : 3018 KB

Print length : 29 pages

Screen Reader : Supported



Delving into the world of Kanji translation for tattoos is an enriching journey that intertwines history, culture, and personal expression. This article will guide you through the intricate tapestry of Kanji characters, unravel their inherent meanings, and explore how their designs can manifest as powerful and visually stunning body art.

## History and Origins of Kanji

Kanji characters emerged over centuries in ancient China, evolving from pictographs that resembled the objects they represented. These characters gradually evolved into more abstract forms, becoming ideograms that

conveyed ideas and concepts. Over time, Kanji was adopted by Japan and incorporated into the Japanese language. Japanese characters, known as "Kana," were derived from Chinese characters and used alongside Kanji.

Kanji holds cultural significance in both China and Japan, carrying the weight of rich history and tradition. These characters have been used in literature, art, and everyday communication for millennia, shaping the cultural identities of both nations.

### **Kanji in Tattoos: Symbolism and Meaning**

In the world of tattoos, Kanji characters have become symbols of identity, strength, and personal expression. Their versatility allows them to convey a wide range of emotions, ideas, and aspirations. Whether you seek a single character with a profound meaning or a complex composition that weaves together multiple characters, Kanji tattoos offer a limitless canvas for artistic expression.

Popular Kanji characters used in tattoos include:

- **愛 (Ai)** - Love
- **勇氣 (Yuuki)** - Courage
- **希望 (Kibou)** - Hope
- **力 (Chikara)** - Strength
- **平和 (Heiwa)** - Peace
- **忍耐 (Nintai)** - Patience
- **自由 (Jiyuu)** - Freedom

- **夢 (Yume)** - Dream
- **永遠 (Eien)** - Eternity
- **運命 (Unmei)** - Destiny

Beyond these common choices, there are countless Kanji characters with unique meanings to explore. Consulting with a knowledgeable native speaker or researching the symbolism of specific characters is essential to ensure an accurate and meaningful tattoo.

## **Kanji Design Considerations**

The visual aspect of Kanji tattoos is as crucial as their symbolic significance. Traditional Chinese calligraphy, with its fluid brushstrokes and dynamic composition, greatly influences Kanji tattoo designs.

When designing a Kanji tattoo, consider the following elements:

### **Character Size and Placement**

The size and placement of the character(s) significantly impact the overall aesthetic of the tattoo. Single-character tattoos can be placed on smaller areas, such as the wrist or ankle, while larger compositions may require more prominent areas, such as the back or chest.

### **Font and Style**

Kanji characters can be rendered in various fonts and styles, ranging from traditional calligraphy scripts to more modern interpretations. Choosing a font that complements the meaning and tone of your desired character is essential.

## Color and Ink

The color of the ink also plays a role in the impact of the tattoo. Traditional Kanji tattoos often use black ink, but you can explore other colors to create a more vibrant or subtle effect.

## Combining Characters

Combining multiple Kanji characters allows for even more intricate and meaningful designs. However, carefully consider the compatibility of the characters and their overall composition to avoid visual clutter or ambiguity.

## Kanji Tattoo Inspiration

To help you envision the possibilities of Kanji tattoos, here are a few inspiring examples:


- A script-style "愛" (love) character on the wrist
- A bold and stylized "勇氣" (courage) character on the shoulder
- A combination of "平和" (peace) and "自由" (freedom) characters on the back
- A decorative "忍耐" (patience) character with intricate brushstrokes on the ankle
- A minimalist "夢" (dream) character on the collarbone

These examples illustrate the diverse ways Kanji characters can be transformed into captivating body art.

Kanji translation and designs offer a profound and visually stunning medium for self-expression and connection to ancient symbols. By delving

into the rich history, meanings, and design considerations of Kanji characters, you can create a tattoo that is both aesthetically captivating and deeply personal.

Remember to approach Kanji translation with respect and accuracy, ensuring that your chosen characters convey the intended message. With careful consideration and an appreciation for the cultural significance of Kanji, you can unlock the transformative power of Chinese characters and create a tattoo that will resonate with you for a lifetime.



## **Kanji Translation and Designs, Powerful Chinese characters for Tattoos** by Paul Wells

★ ★ ★ ★ ☆ 4.2 out of 5

Language : English


File size : 3018 KB

Print length : 29 pages

Screen Reader: Supported

FREE

DOWNLOAD E-BOOK



## **In Her Own Words, In Their Own Words: A Journey of Discovery and Empowerment**

In Her Own Words, In Their Own Words is a powerful and inspiring collection of stories from women who have overcome adversity and achieved their dreams....



## You Don't Have to Say You Love Me: A Lyrical Journey Through Heartbreak and Triumph

In the annals of popular music, few songs have captured the raw emotions of heartbreak and triumph with such poignant eloquence as Dusty Springfield's timeless...