


# Painting With Acrylics: A Comprehensive Guide by Ian Coleman



## Painting with Acrylics by Ian Coleman

★★★★☆ 4.1 out of 5

Language : English  
File size : 149412 KB  
Text-to-Speech : Enabled  
Enhanced typesetting : Enabled  
Print length : 179 pages  
Screen Reader : Supported



Acrylics are a versatile and forgiving medium that can be used to create a wide variety of effects. They are water-based, so they are easy to clean up, and they dry quickly, so you can build up layers of paint without having to wait for each layer to dry completely.

In this guide, I will cover everything you need to know about painting with acrylics, from the materials you need to the techniques you can use. I will also provide some tips and tricks to help you get the most out of this exciting medium.

## Materials

The first step to painting with acrylics is to gather your materials. You will need:

- Acrylic paints

- Brushes
- Canvas or other painting surface
- Water cup
- Palette
- Rags or paper towels

Acrylic paints are available in a wide variety of colors and finishes. You can choose from matte, satin, or glossy finishes, and you can also find specialty paints such as metallics, fluorescents, and pearlescents.

Brushes for acrylic painting come in a variety of shapes and sizes. The most common types of brushes are flat brushes, round brushes, and filbert brushes. Flat brushes are good for covering large areas, round brushes are good for detail work, and filbert brushes are a good all-purpose brush.

You can paint with acrylics on a variety of surfaces, including canvas, wood, paper, and metal. Canvas is the most common surface for acrylic painting, but you can also experiment with other surfaces to create different effects.

## **Techniques**

There are a wide variety of techniques that you can use to paint with acrylics. Some of the most common techniques include:

- **Washes:** Washes are thin layers of paint that are applied to the canvas to create a transparent effect. Washes can be used to create a variety of effects, such as creating a background, adding color to a subject, or creating a sense of depth.

- **Glazing:** Glazing is a technique that involves applying thin layers of transparent paint over one another. This technique can be used to create a variety of effects, such as adding depth and richness to a color, or creating a sense of atmosphere.
- **Impasto:** Impasto is a technique that involves applying thick layers of paint to the canvas. This technique can be used to create a variety of effects, such as creating texture, adding emphasis to a subject, or creating a sense of movement.

In addition to these basic techniques, there are a number of other techniques that you can use to create different effects with acrylics. Experiment with different techniques to find out what works best for you.


## Tips and Tricks

Here are a few tips and tricks to help you get the most out of painting with acrylics:

- **Keep your brushes clean:** Acrylics can dry quickly, so it is important to keep your brushes clean to prevent them from becoming clogged with paint. Rinse your brushes frequently with water and soap, and dry them thoroughly before using them again.
- **Work in thin layers:** Acrylics can be applied in thick or thin layers. It is best to work in thin layers, as this will help to prevent the paint from cracking or peeling. If you need to apply a thick layer of paint, allow each layer to dry completely before applying the next.
- **Use a variety of techniques:** There are a variety of techniques that you can use to paint with acrylics. Don't be afraid to experiment with different techniques to find out what works best for you.

- **Have fun:** Painting with acrylics should be enjoyable. Don't be afraid to make mistakes, and don't be afraid to experiment. The more you paint, the better you will become.


Acrylics are a versatile and forgiving medium that can be used to create a wide variety of effects. With a little practice, you can learn to master this exciting medium and create beautiful works of art.



### Painting with Acrylics by Ian Coleman


★★★★☆ 4.1 out of 5

Language : English  
File size : 149412 KB  
Text-to-Speech : Enabled  
Enhanced typesetting : Enabled  
Print length : 179 pages  
Screen Reader : Supported



### In Her Own Words, In Their Own Words: A Journey of Discovery and Empowerment

In Her Own Words, In Their Own Words is a powerful and inspiring collection of stories from women who have overcome adversity and achieved their dreams....



## You Don't Have to Say You Love Me: A Lyrical Journey Through Heartbreak and Triumph

In the annals of popular music, few songs have captured the raw emotions of heartbreak and triumph with such poignant eloquence as Dusty Springfield's timeless...