

The Ultimate Guide to Painting 83 Textures: From Grass to Glass to Tree Bark to Fur



Creating Textures in Watercolor: A Guide to Painting 83 Textures from Grass to Glass to Tree Bark to Fur

by Cathy Johnson

★★★★☆ 4.7 out of 5

Language : English

File size : 27939 KB

Text-to-Speech : Enabled

Screen Reader : Supported

Enhanced typesetting : Enabled

Print length : 144 pages



Texture is one of the most important elements of painting. It can add depth, interest, and realism to your artwork. But painting textures can be tricky, especially if you're not sure where to start. That's why I've put together this comprehensive guide to painting 83 different textures, from grass to glass to tree bark to fur.

In this guide, you'll find step-by-step instructions for painting each texture, as well as helpful tips and tricks. I've also included a gallery of examples to help you see how these textures can be used in your own artwork.

How to Paint Textures

Before you start painting textures, it's important to understand the basics of how to apply paint. Here are a few tips to help you get started:

1. Use a variety of brush strokes. The type of brush stroke you use will affect the texture of your paint. For example, using a stippling motion will create a rougher texture than using a smooth, even stroke.
2. Use different thicknesses of paint. The thickness of your paint will also affect the texture. Using a thicker paint will create a more pronounced texture than using a thinner paint.
3. Layer your paint. Layering your paint will help to create depth and realism. Start by applying a base coat of paint, then add layers of different colors and textures on top.
4. Don't be afraid to experiment. The best way to learn how to paint textures is to experiment. Try different brush strokes, different thicknesses of paint, and different layering techniques. You'll be surprised at the amazing textures you can create.

83 Textures to Paint

Now that you know the basics of how to paint textures, let's take a look at 83 different textures that you can paint. I've divided the textures into 10 categories: grass, leaves, flowers, wood, metal, stone, fabric, fur, hair, and skin. Each category includes a variety of textures, from simple to complex.

Grass

1. Short grass
2. Long grass
3. Wavy grass
4. Clumpy grass


5. Matted grass

Leaves

1. Smooth leaves
2. Veined leaves
3. Wrinkled leaves
4. Curled leaves
5. Dead leaves

Flowers

1. Soft petals
2. Hard petals
- 3.



Creating Textures in Watercolor: A Guide to Painting 83 Textures from Grass to Glass to Tree Bark to Fur

by Cathy Johnson


★★★★☆ 4.7 out of 5

Language : English
File size : 27939 KB
Text-to-Speech : Enabled
Screen Reader : Supported
Enhanced typesetting : Enabled
Print length : 144 pages

FREE


DOWNLOAD E-BOOK





In Her Own Words, In Their Own Words: A Journey of Discovery and Empowerment

In Her Own Words, In Their Own Words is a powerful and inspiring collection of stories from women who have overcome adversity and achieved their dreams....



You Don't Have to Say You Love Me: A Lyrical Journey Through Heartbreak and Triumph

In the annals of popular music, few songs have captured the raw emotions of heartbreak and triumph with such poignant eloquence as Dusty Springfield's timeless...